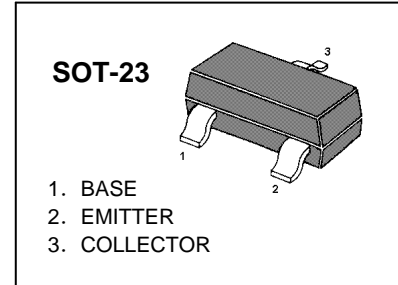
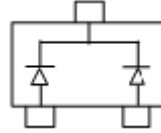


FEATURES

- Fast Switching Speed
- For General Purpose Switching Applications
- High Conductance

MARKING A4



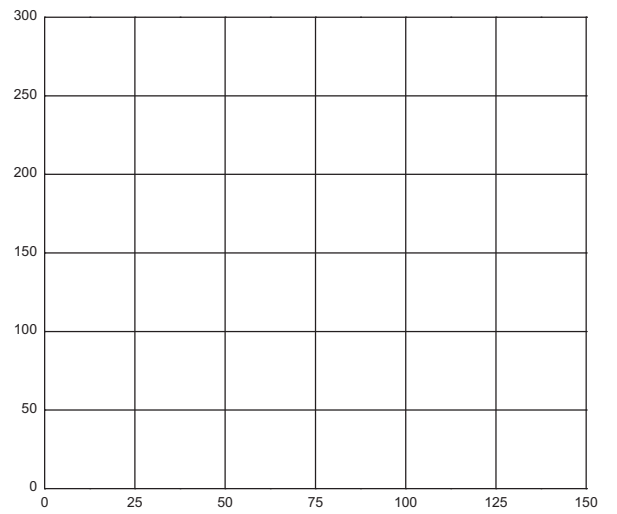
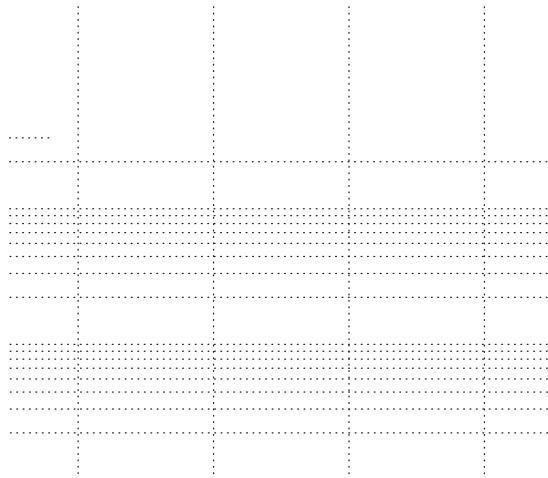
Maximum Ratings @Ta=25°C

| Parameter | Symbol | Limit | Unit |
|---|-----------------|----------|------|
| Reverse Voltage | V_{RM} | 70 | V |
| Reverse Voltage | V_R | 70 | V |
| Forward Current | I_F | 200 | mA |
| Forward Current | I_{FRM} | 500 | mA |
| Non-Repetitive Peak Forward Surge Current @ t=8.3ms | I_{FSM} | 2.0 | A |
| Power Dissipation | P_D | 225 | mW |
| Thermal Resistance Junction to Ambient | $R_{\theta JA}$ | 556 | °C/W |
| Junction Temperature | T_J | 150 | °C |
| Storage Temperature range | T_{STG} | -55~+150 | °C |

Electrical Characteristics @Ta=25°C

| Parameter | Symbol | Min | Typ | Max | Unit | Conditions |
|-------------------------------|----------|-----|-----|-------|---------|---|
| Reverse breakdown voltage | V_R | 70 | | | V | $I_R=100\mu A$ |
| Forward voltage | V_{F1} | | | 0.715 | V | $I_F=1mA$ |
| | V_{F2} | | | 0.855 | V | $I_F=10mA$ |
| | V_{F3} | | | 1 | V | $I_F=50mA$ |
| | V_{F4} | | | 1.25 | V | $I_F=150mA$ |
| Reverse current | I_R | | | 2.5 | μA | $V_R=70V$ |
| Capacitance between terminals | C_T | | | 1.5 | pF | $V_R=0, f=1MHz$ |
| Reverse recovery time | t_{rr} | | | 6 | ns | $I_F = I_R = 10mA,$ $I_{rr} = 0.1 \times I_R, R_L = 100\Omega$ |

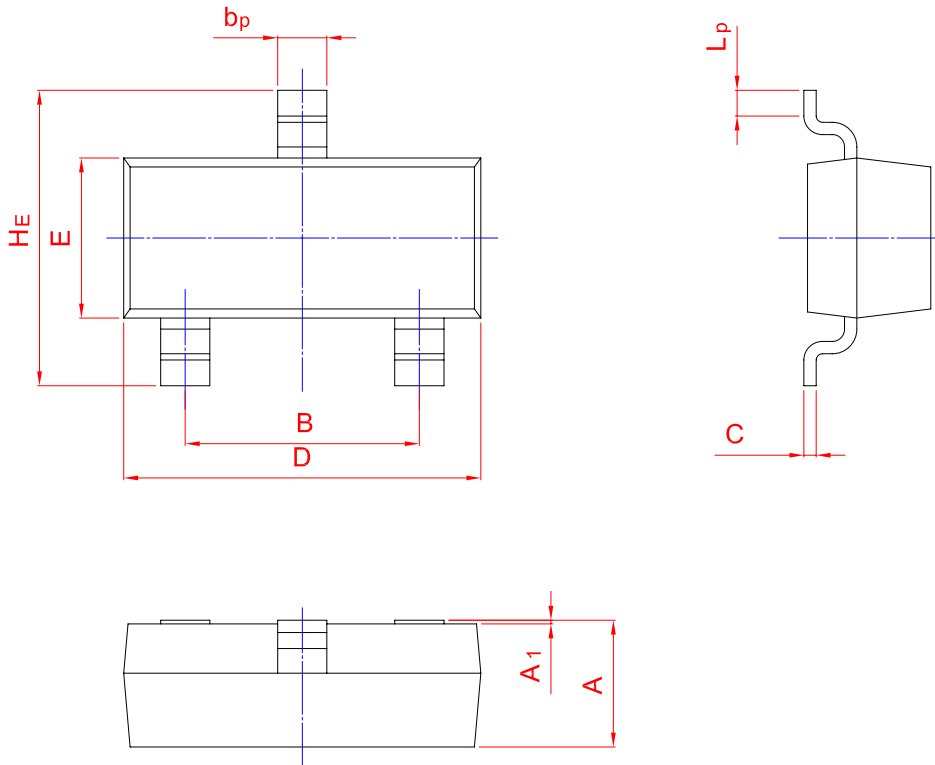
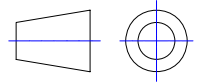
Typical Characteristics



PACKAGE OUTLINE

Plastic surface mounted package; 3 leads

SOT-23



| UNIT | A | B | b_p | C | D | E | H_E | A_1 | L_p |
|------|--------------|--------------|--------------|--------------|--------------|--------------|--------------|----------------|--------------|
| mm | 1.40 0.95 | 2.04 1.78 | 0.50 0.35 | 0.19 0.08 | 3.10 2.70 | 1.65 1.20 | 3.00 2.20 | 0.100 0.013 | 0.50 0.20 |