:

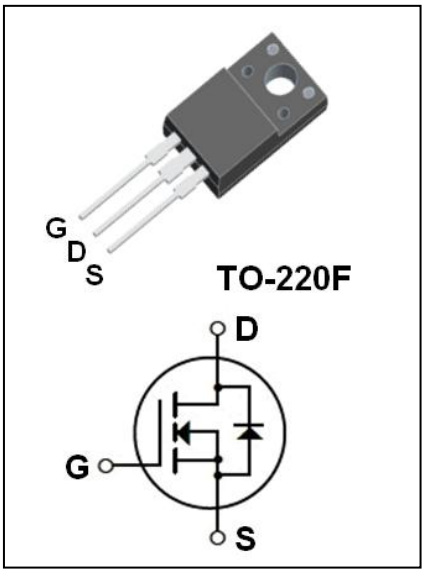
G
D
S
TO-220F
D
G
S

°

	°		
	°		
		±	
	°)		
			°
			°
			°

			°
			°

。

△ △		。				。
		。				

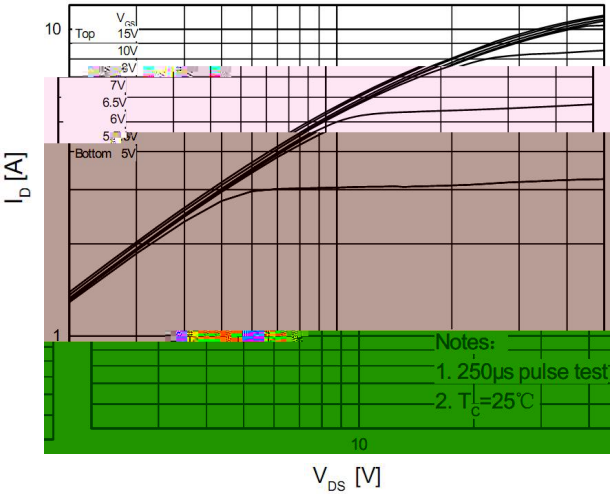
Top 15V
10V
8V
7V
6.5V
6V
5.5V
Bottom 5V
Notes:
1. 250μs pulse test
2. T_C=25℃
I_D [A]
V_{DS} [V]

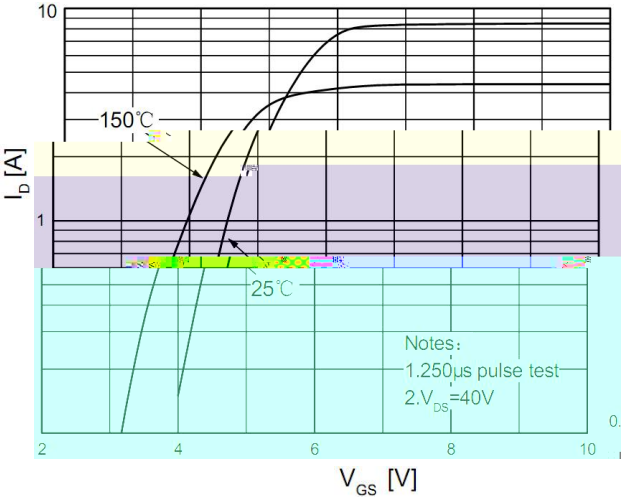
150℃
25℃
Notes:
1.250μs pulse test
2.V_{DS}=40V
I_D [A]
V_{GS} [V]

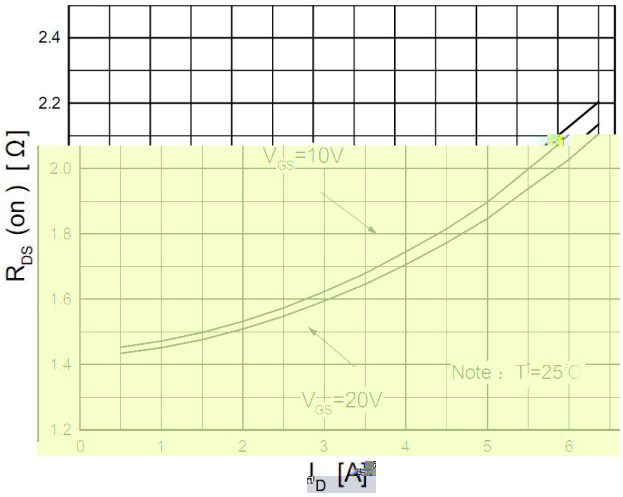
V_{GS}=10V
V_{GS}=20V
Note：T_J=25℃
R_{DS} (on) [Ω]
I_D [A]

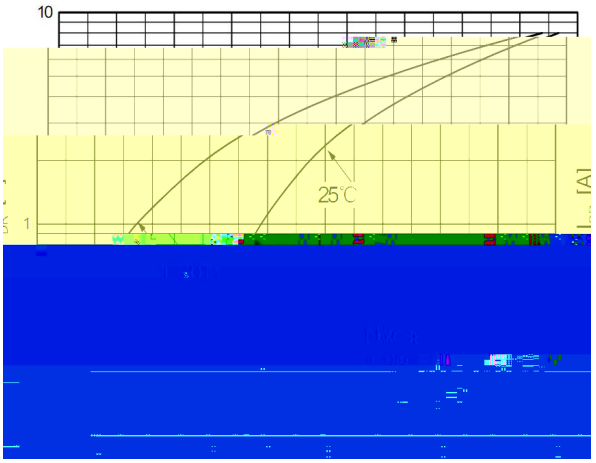
25℃
V_{SD} [V]

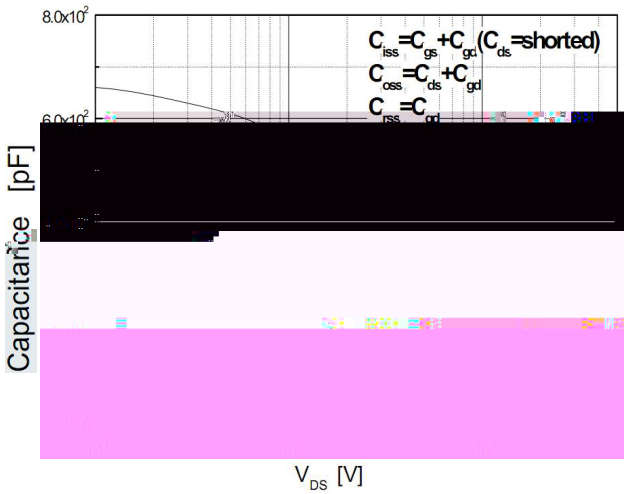
C_{iss}=C_{gs}+C_{gd}(C_{ds}=shorted)
C_{oss}=C_{ds}+C_{gd}
C_{rss}=C_{gd}
Capacitance [pF]
V_{DS} [V]

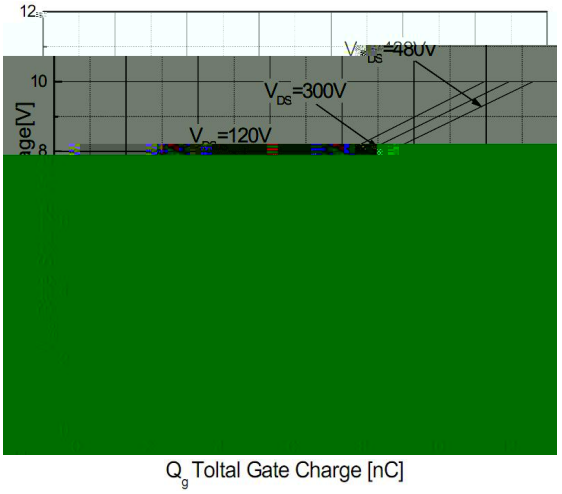
V_{DS}=480V
V_{DS}=300V
V_{DS}=120V
Q_g Toltal Gate Charge [nC]

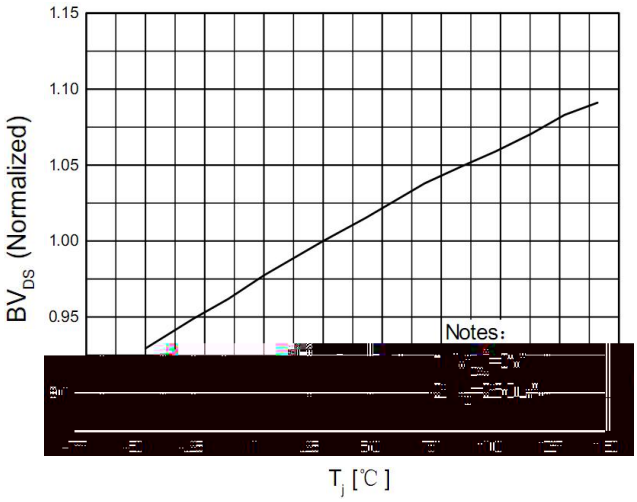
1.15
1.10
1.05
1.00
0.95
BVDS (Normalized)
Notes:
Tj [℃]

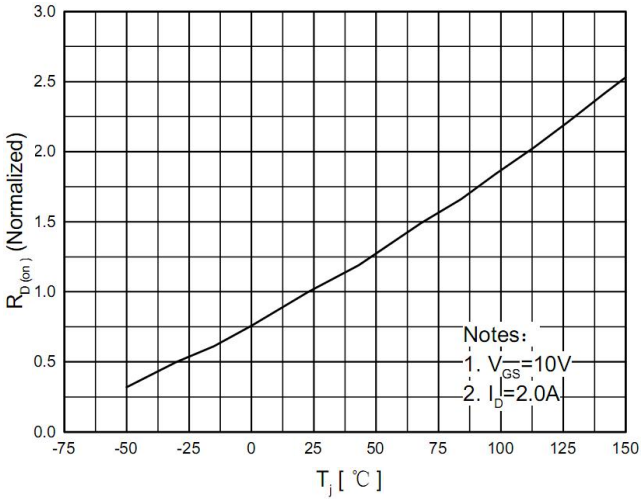
3.0
2.5
2.0
1.5
1.0
0.5
0.0
RD(on) (Normalized)
Notes:
1. VGS=10V
2. ID=2.0A
-75
-50
-25
0
25
50
75
100
125
150
Tj [℃]

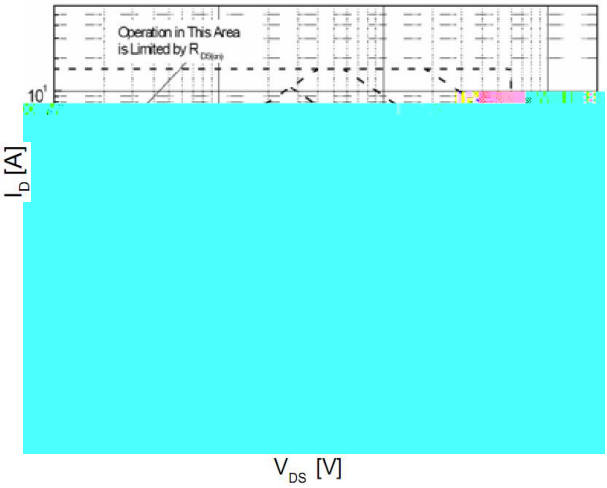
Operation in This Area
is Limited by RDS(on)
10¹
ID [A]
VDS [V]

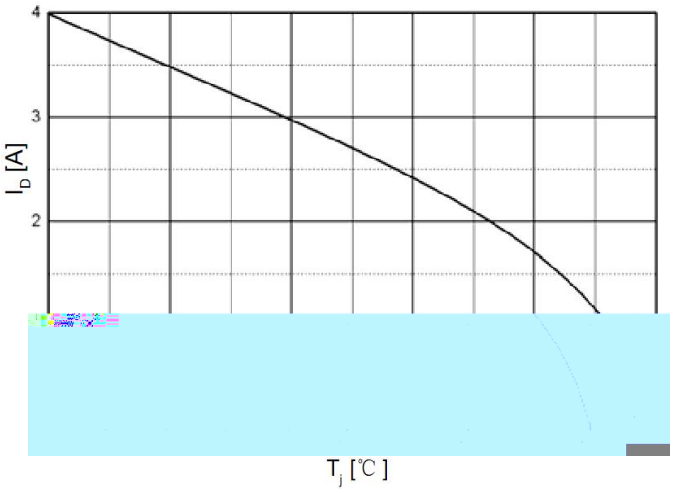
4
3
2
ID [A]
Tj [℃]

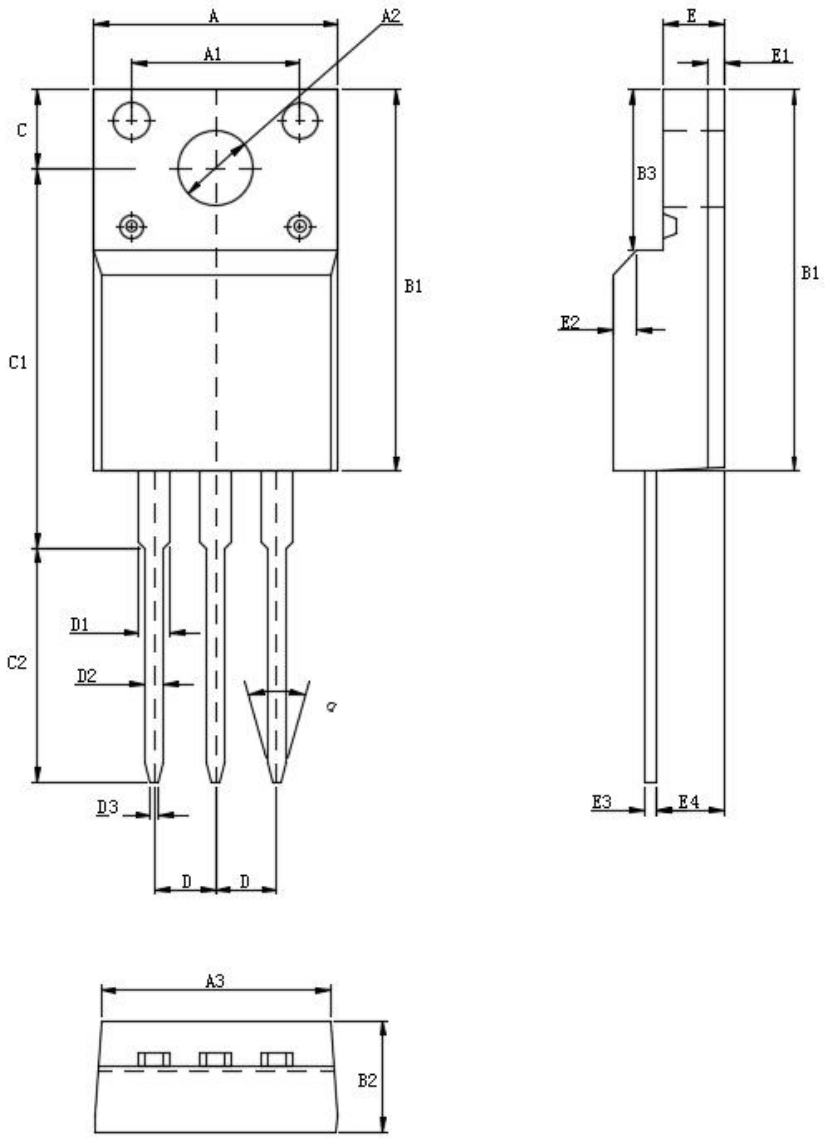
A
A2
A1
C
B1
C1
D1
C2
D2
α
D3
D
D
E
E1
B3
B1
E2
E3
E4
A3
B2