


Silicon Carbide Schottky Diode

| | |
|-------------|------|
| V_{RRM} | 650V |
| I_F 135°C | 24A |
| Q_C | 62nC |



Features

- Positive temperature coefficient
- Temperature-independent switching
- Maximum working temperature at 175 °C
- Unipolar devices and zero reverse recovery current
- Zero forward recovery current
- Essentially no switching losses
- Reduction of heat sink requirements
- High-frequency operation
- Reduction of EMI

Typical Applications

Typical applications are in power factor correction(PFC), solar inverter, uninterruptible power supply, motor drives, photovoltaic inverter, electric car and charger.

Mechanical Data

Package: TO-220AC

Molding compound meets UL 94 V-0 flammability rating, RoHS-compliant, halogen-free

Terminals: Tin plated leads

Polarity: As marked

Maximum Ratings ($T_c=25$ Unless otherwise specified)

| PARAMETER | SYMBOL | UNIT | VALUE |
|--|----------------|----------------------|-------------|
| Device marking code | | | D106520PQG2 |
| Reverse voltage (repetitive peak) @ $T_j=25^\circ\text{C}$ | V_{RRM} | V | 650 |
| Reverse voltage (Surge Peak) @ $T_j=25^\circ\text{C}$ | V_{RSM} | V | 650 |
| Reverse voltage (DC) @ $T_j=25^\circ\text{C}$ | V_{DC} | V | 650 |
| Continuous forward current @ $T_c=25^\circ\text{C}$ | I_F | A | 53 |
| Continuous forward current @ $T_c=135^\circ\text{C}$ | | | 24 |
| Continuous forward current @ $T_c=145^\circ\text{C}$ | | | 20 |
| Non-repetitive peak forward surge current @ $T_c=25^\circ\text{C}$, $t_p=10\text{ms}$, Half Sine Wave | I_{FSM} | A | 160 |
| Power Dissipation @ $T_c=25^\circ\text{C}$ | P_{TOT} | W | 170 |
| Power Dissipation @ $T_c=110^\circ\text{C}$ | | | 74 |
| i^2t Value @ $T_c=25^\circ\text{C}$, $t_p=10\text{ms}$ | i^2t | A^2S | 128 |
| Operating junction and Storage temperature range | T_j, T_{stg} | $^\circ\text{C}$ | -55 to +175 |



YJD106520PQG2

Electrical Characteristics

| PARAMETER | SYMBOL | UNIT | TEST CONDITIONS | Typ. | Max. |
|---------------------------|--------|---------|--|-------|------|
| Forward voltage drop | V_F | V | $I_F=20A, T_J=25^{\circ}C$ | 1.35 | 1.55 |
| | | | $I_F=20A, T_J=175^{\circ}C$ | 1.75 | - |
| Reverse leakage current | I_R | μA | $V_R=650V, T_J=25^{\circ}C$ | 1 | 25 |
| | | | $V_R=650V, T_J=175^{\circ}C$ | 5 | - |
| Total capacitive charge | Q_C | nC | $V_R=400V, T_J=25^{\circ}C, Q_C=\int_0^{V_R} I_C(V)dV$ | 62 | - |
| Total capacitance | C | μF | $V_R=0V, f=1MHZ$ | 1157 | - |
| | | | $V_R=200V, f=1MHZ$ | 115.6 | - |
| | | | $V_R=400V, f=1MHZ$ | 107 | - |
| Capacitance Stored Energy | E_C | μJ | $V_R=400V$ | 7.8 | - |

Thermal Characteristics ($T_a=25$ Unless otherwise specified)

| PARAMETER | SYMBOL | UNIT | Value |
|--------------------|-----------|---------------|-------|
| Thermal resistance | R_{J-C} | $^{\circ}C/W$ | 0.88 |

Typical Characteristics

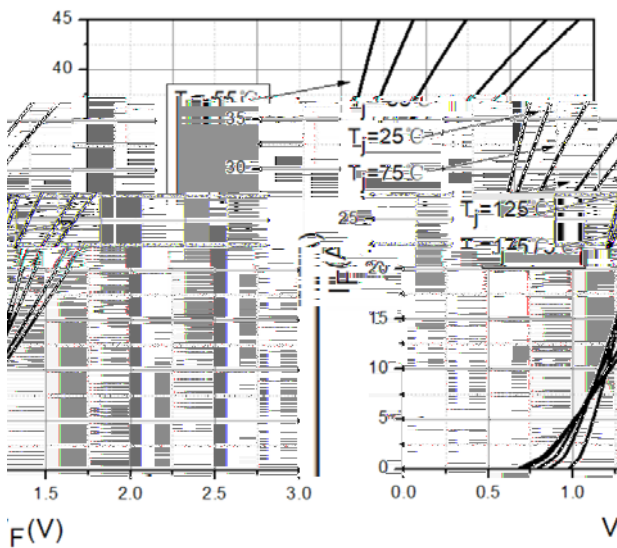


Figure 1. Forward Characteristics

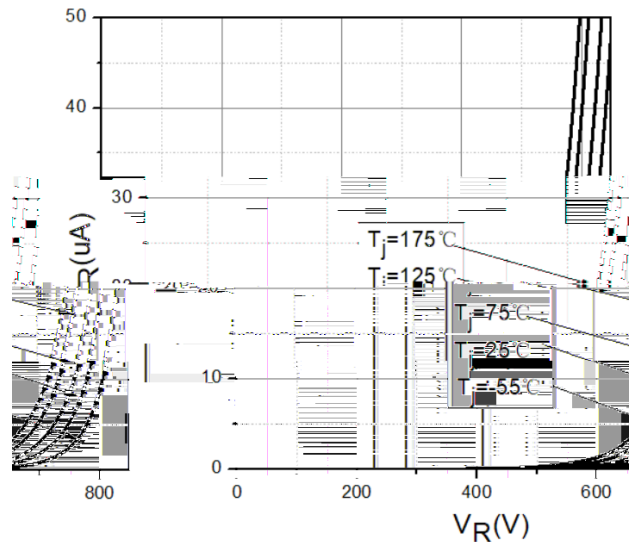


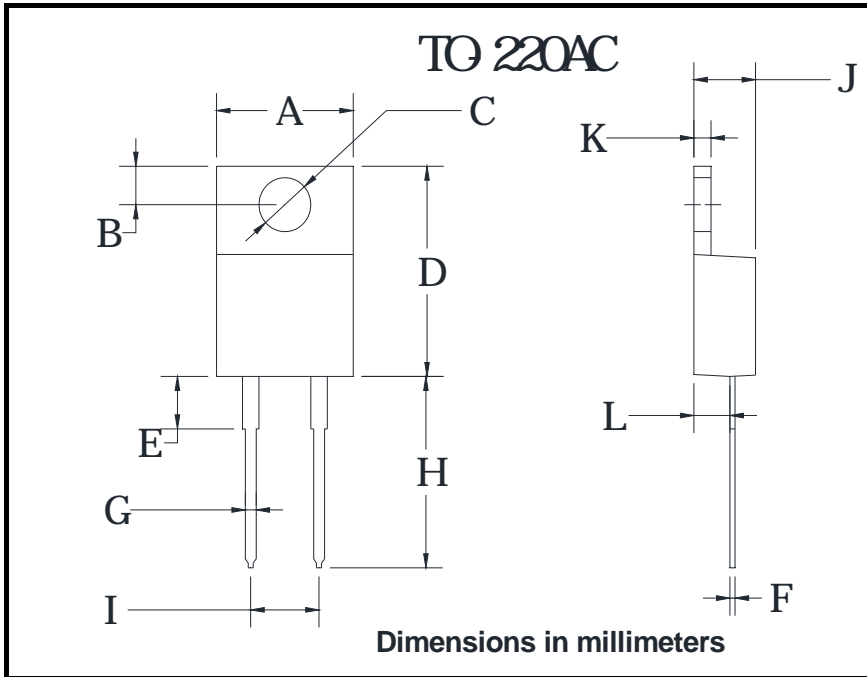
Figure 2. Reverse Characteristic



)



Outline Dimensions



| TO-220AC | | |
|----------|-------|-------|
| Dim | Min | Max |
| A | 9.95 | 10.35 |
| B | 2.55 | 2.95 |
| C | 3.75 | 4.05 |
| D | 14.95 | 15.25 |
| E | 3.75 | 4.25 |
| F | 0.26 | 0.5 |
| G | 0.68 | 0.94 |
| H | 13.3 | 13.9 |
| I | 4.86 | 5.26 |
| J | 4.38 | 4.78 |
| K | 1.14 | 1.4 |
| L | 2.37 | 2.79 |



YJD106520PQG2

Disclaimer

The information presented in this document is for reference only. Yangzhou Yangjie Electronic Technology Co., Ltd. reserves the right to make changes without notice for the specification of the products displayed herein to improve reliability, function or design or otherwise.

The product listed herein is designed to be used with ordinary electronic equipment or devices, and not designed to be used with equipment or devices which require high level of reliability and the malfunction of which would directly endanger human life (such as medical instruments, transportation equipment, aerospace machinery, nuclear-reactor controllers, fuel controllers and other safety devices), Yangjie or anyone on its behalf, assumes no responsibility or liability for any damages resulting from such improper use of sale.

This publication supersedes & replaces all information previously supplied. For additional information, please visit our website [http:// www.frxelec.com](http://www.frxelec.com) , or consult your nearest Yangjie's sales office for further assistance.