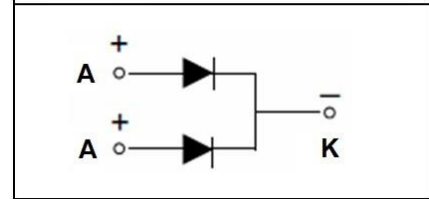



### Features:

### Application:



### Absolute Maximum Ratings( 2 ° )

Symbol	Parameter	Value	Unit
( )	, 120°C	10( )	
	, .3	12	
		1 0	°
		- +1 0	°

### Thermal Characteristics( 2 ° )


Symbol	Parameter	Max	Unit
	,	2.	° /
	,	10	° /

### Electrical Characteristics( 2 ° )

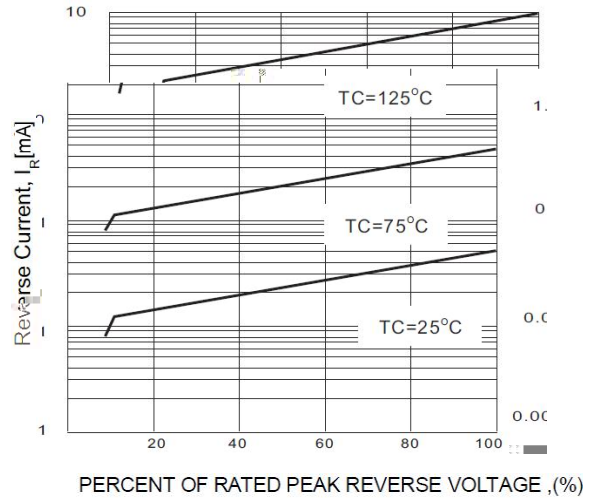
Symbol	Parameter	Test Conditons	Min	Max	Unit
		100			
		2 ° 12 °		0.1 0	
		2 ° 12 °		0. 3 0.	
		10 2 ° 10 12 °		0. 3 0.	

## Typical Performance Characteristics

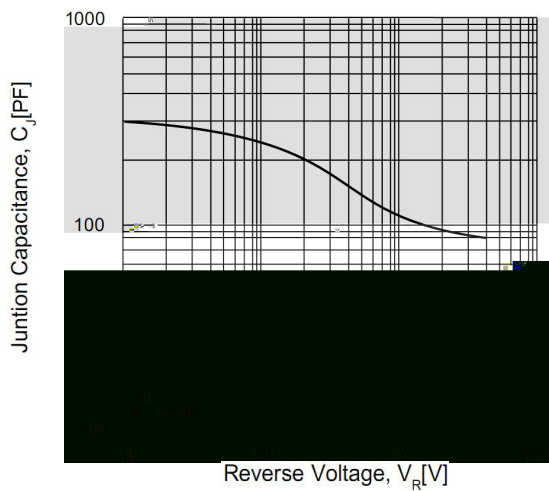
**Figure 1. Forward Current Characteristics**



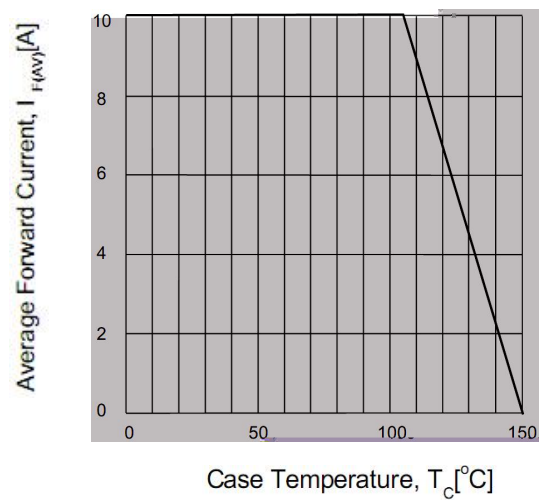
**Figure 2. Reverse Leakage Current**



**Figure 3. Junction Capacitance**



**Figure 4. Power Derating**



**TO-220 MECHANICAL DATA**

	.00	. 0		. 0		10. 0
	1.1	1.			2.	
1	0. 0	1. 0		1.10		1. 0
1	0.	0.		12. 0		1 . 0
	0.30	0. 0	1	2. 0	3. 0	3. 0
	1 . 0	1 . 0		2. 0		3.10
1	. 0	. 0	1	2.00		3.00
				3. 0		.00

